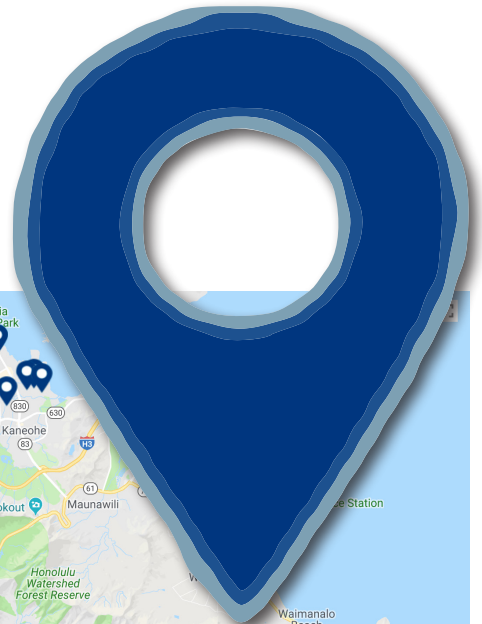
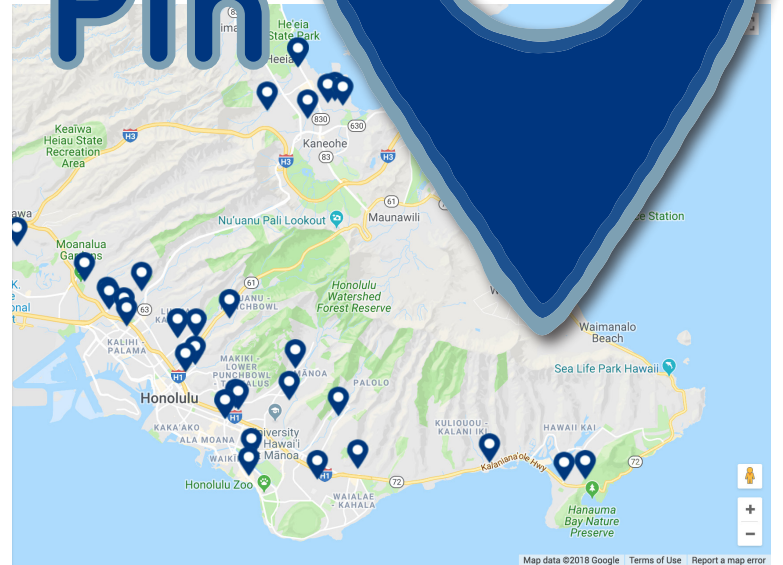
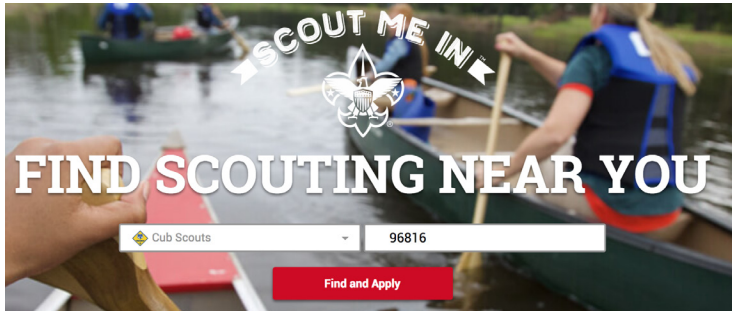


How to Set Up Your BeAScout Pin



BeAScout.org is the first place many families go to look for a Scout group to join. To make the most out of recruitment, make sure your unit's pin is up to date and ready for online applications.



First, see what your pin looks like by going to BeAScout.org and typing your zip code. You'll see a list view, which you can change to a map to see the pins.

Next, go to my.scouting.org (committee chair, unit leader, or chartered org rep) to update the details. Under **Legacy Web Tools**, select **BeAScout**.

- Make sure Pin Mode is set to **Unit** • Set Pin Status to **Active** • We recommend setting Apply Status to **Active** so Scouts can apply online.
- Update the information with current contacts and a quick blurb about your unit. The more info, the better!
- Don't forget to click **Save** at the end.

Getting Ready for Family Scouting

In order for a pack to accept girls, the **chartered organization representative** needs to go to their my.scouting.org site and open **Organization Manager**.



Organization Manager

Once there, click **Settings**, then opt in to Family Scouting. Finally, select whether the pack will have girls, boys, or both.

Details

Settings

Pack Pin Example

Pack 3201 Maemae School PTSA

319 Wylie St Honolulu HI 96817

Leader contact info makes it easier for new families

Contact: Autumn Soda

Email: autumn@casoda.com

Website: <https://www.facebook.com/CubscoutPack201Honolulu/>

■ Dens for Boys or Girls accepting applications for girls beginning Aug

✔ **Online Registration** available for this unit.

Dens meet at Ma'ema'e Cafe. (2x) Saturdays/mo. from 2:30-4:30p, then

APPLY NOW

Request More Information

Online registration available

Use social media address as your website!

Put meeting info in Additional Unit Info.