



Camp Alan Faye is a Nationally Accredited Camp

#

2018 Summer Camp LEADERS' GUIDE

Camp Alan Faye Kokee, Kauai, Hawaii



**Kauai District,
Aloha Council,
Boy Scouts of America
Revision 1 Feb. 28, 2018**

Scout Oath

On my honor
I will do my best
To do my duty to God and my country and
To obey the Scout Law
To help other people at all times
To keep myself physically strong
Mentally awake and
Morally Straight

Scout Law

A Scout is Trustworthy, Loyal, Helpful, Friendly, Courteous,
Kind, Obedient, Cheerful, Thrifty, Brave, Clean and Reverent

The Outdoor Code

As an American, I will do my best to -
Be clean in my outdoor manners.
Be careful with fire.
Be considerate in the outdoors.
Be conservation minded.

Unit Leaders' Acknowledgement:

I, _____ (printed name of unit leader), hereby
acknowledge receipt of the Aloha Council Camp Alan Faye 2018 Leaders' Guide, and by
signing below agree to abide by its contents, and to ensure those youths under my supervision
also understand and abide by the information contained herein.

_____ (Signature)

_____ (Title)

_____ (Date)

Please complete and return this form to Camp Director

John Sizelove
P.O. Box 388,
Kapaa, HI 96746.

Thank you.



Dear Scouts and Scouters:

Welcome to the 2018 summer camp at Camp Alan Faye! We are excited to have you as part of one of Hawaii's Boy Scout, summer camps. We had a great year in 2017 and are ready to make 2018 the best season our camp has ever seen!

This guide has all the important information you will need for your stay at Camp Alan Faye. It is designed for adult leaders, parents, and youth leadership of your unit. Please make plans to review it completely.

Camp Alan Faye is nationally accredited by the Boy Scouts of America. To achieve accreditation the Camp must go through many safety and policy test and assessed by independent surveyors.

We have worked hard this off-season to put together the most exciting program yet. Our all-inclusive format is sure to ease the minds of your parents and give every Scout the opportunity to have a great week. This year we will have flushing toilets in camp for the first time in many years. As of this writing (Feb 2018) we have already installed several satellite toilets and we are hoping that we will have our new Shower and toilet building constructed prior to summer camp.

We will continue to offer shotgun shooting merit badge along with continuing our improved fishing program. We will be able to offer the BSA angler award. We are the only scout camp in Hawaii teaching Fly Fishing.

A true Scouting adventure is waiting for your Scouts at Camp Alan Faye this summer! You will be awed by the natural beauty of Kauai's Koke`e Forest and Waimea Canyon, thrilled by the array of Scouting adventures found in no other camp, and overjoyed by the friendships and fellowship you will experience all week.

We look forward to greeting you this summer at Camp Alan Faye. Please do not hesitate to contact us for any reason; we are here to serve! Thank you for choosing Camp Alan Faye Scout Camp as your camp destination this summer; we can't wait for you to experience the Land of Adventure!

Yours in Scouting,
John Sizelove
Camp Director
Camp Alan Faye

Camp Alan Faye – Kauai

Camp Alan Faye is located in the cool, mountains of Kokee State Park (est. 3400 feet elevation) on the Island of Kauai, 13 miles from the town of Waimea. The camp is located near the famous Waimea Canyon, a popular tourist attraction on the Garden Island.

- Rifle, shotgun and archery ranges are popular program features for experienced campers in their second year and above.
-
- Fly Fishing and regular fishing. **Scouts Fishing, must obtain a State of Hawaii Freshwater fishing license prior to arriving at camp!**
- Native Hawaiian trees and plants are found around the camp, as are a variety of wild birds and game mammals.
- A hike to inspiring Kalalau Valley Lookout or the Waimea Canyon Lookout can be a highlight adventure for Scouts.
- Camp Faye has six campsites with water and portable toilets. A central shower facility serves the camp.
- Troops attending Camp Faye furnish their own food and Tents and equipment.
- Troops arrange their own transportation to and from camp.

*** * * There is no cell phone coverage at camp! * * ***

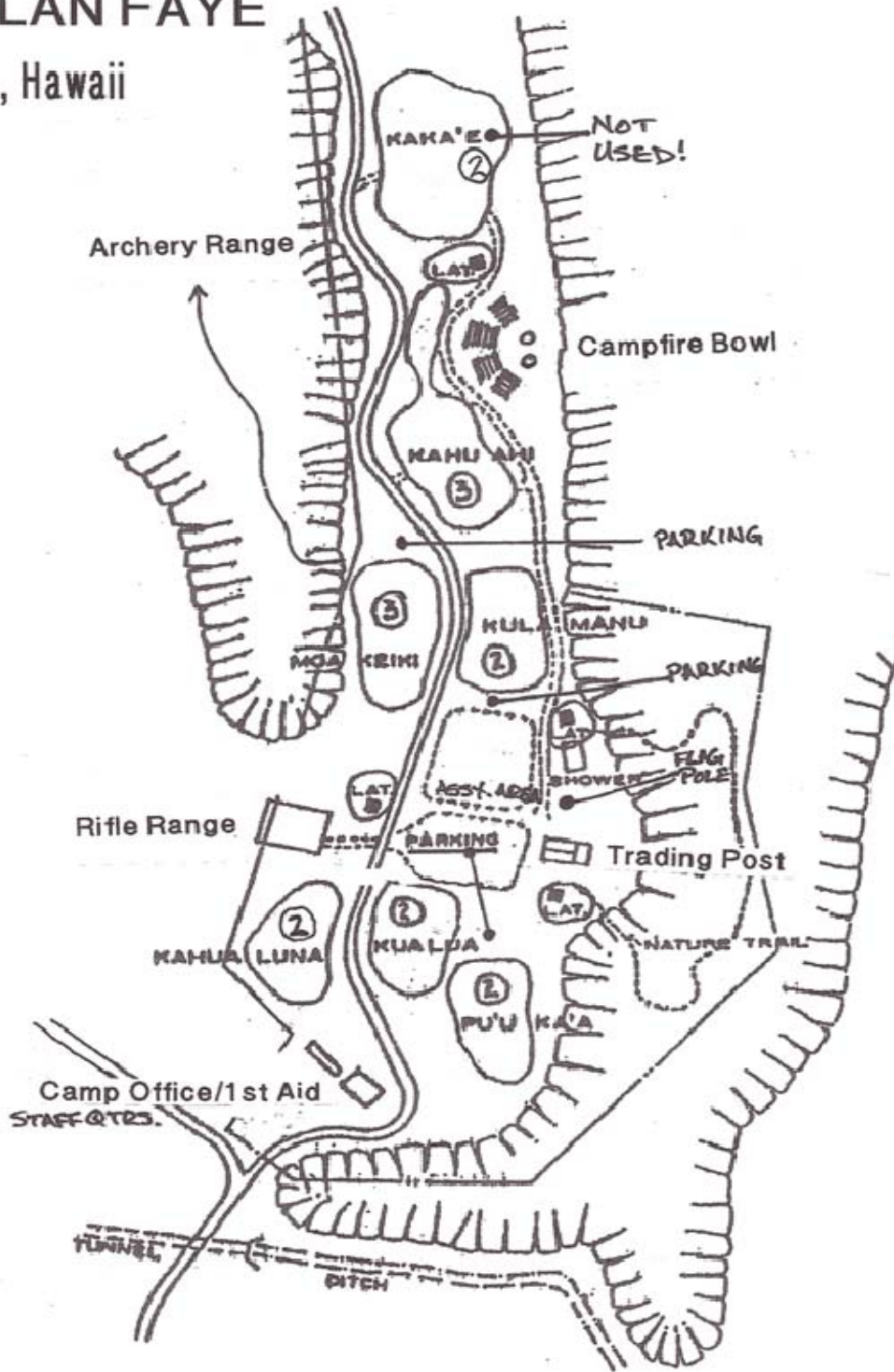
**Please make checks Payable to
Aloha Council**

Submit all documents and fee payments to:

**John Sizelove
Camp Director
P.O. Box 388
Kapaa, Hawaii 96746
Phone: (808) 639-6487 Cell
(808) 335-5590 Camp (During summer camp only!)
Email: JSizeloveCPA@hawaii.rr.com**

CAMP ALAN FAYE

Kokee, Kauai, Hawaii



Kauai District * Aloha Council * Boy Scouts of America

2018 CAMP FEES PAYMENT

(Submit 30 days before arrival at the 2018 Summer Camp session.)

_____ #Adults:		No Charge!	
_____ #Scouts @ \$75/scout:		\$ _____	
Less 2018 Campsite Deposit:		\$ - 50.00	(If paid!)
Sub-total 2018 Camp Fees:	=	\$ _____	
2019 Campsite Deposit:		\$ + 50.00	(Payment + form!)
Total Fees Remitted	=	\$ _____	

Checks should be made to Aloha Council

Unit#: _____ Camp Session Date: _____ Campsite: _____

Contact Name: _____ Phone: _____

Mailing Address: _____

Email Address: _____

Space below reserved for Camp Alan Faye (CAF) Camp Director:

Receipt#: _____ Date: _____ Confirmed Campsite: _____

Comments: _____

2019 CAMPSITE DEPOSIT

(Submit before leaving the 2018 Summer Camp session.)

Reservation for: Camp Alan Faye – Kauai

Camp Session: [] June 24-Jun 29, 2019

Preferred Campsite:

[1] _____ [2] _____ [3] _____

Total # of Adult reservations: _____

Total # of Youth reservations: _____

Total # of reservations (Adult + Youth): _____

Registered Scouting Unit with:

_____ Aloha Council Registered Unit # _____

_____ Maui County Council Registered Unit # _____

_____ Other Council Registered Unit # _____

Council Name: _____ Council # _____

Headquarter City: _____ State: _____

Current travel plans for camp indicate that our troop will arrive on _____, and depart _____.

Please correspond with:

Name: _____ Phone#: _____

Mailing Address: _____

City, State, Zip: _____

Email Address: _____

Enclosed is our 2019 Campsite Deposit (Non-refundable) of \$50.00

Receipt#: _____ Date: _____ Campsite Confirmed: _____

Comments: _____

Checks should be made to Aloha Council

Code of Conduct and Statement of Understanding for Council-sponsored Activities

Statement of Understanding: All youth and adult participants are registered for activities and events based on their qualifications in character, Scout skills, physical fitness, and leadership. Therefore, all participants are asked to sign this Code of Conduct and Statement of Understanding as a condition for participation with the further understanding that serious misconduct or infraction of rules and regulations may result in expulsion, at the participant's expense, from the activity or event. Ultimately participants must be responsible for their own behavior and only when necessary will the procedure be invoked to dismiss a participant home from the activity.

All youth and adult participants are expected to abide by the Code of Conduct as follows:

1. I will be guided by the Scout Oath and Scout Law; and will obey all U.S. federal, state and local laws.
2. Adult leaders are responsible for the supervision of their membership in respect to maintaining discipline, security, and following the Code of Conduct.
3. I will set a good example by keeping myself neatly dressed and presentable in accordance with BSA and camp uniform policies.
4. I will attend and participate in all scheduled programs as required in cooperation with camp schedules and staff.
5. In consideration of other campers, I agree to follow the lights-out and bedtime schedule of the camp.
6. I will be responsible for keeping my quarters and personal gear/clothing labeled, clean and neat. I will follow camp recycling policies, prevent littering of the campgrounds, and the Outdoor Code/Leave No Trace principles.
7. The possession or consumption of alcoholic beverages or using illegal drugs is strictly prohibited.
8. Serious and/or repetitive behavior violations by youth/adults including use of tobacco, cheating, stealing, dishonesty, swearing, fighting, and cursing may result in expulsion.
9. I agree that gambling of any form is prohibited.
10. The possession or detonation of fireworks is prohibited.
11. I will use camp equipment in a safe manner and for its intended purpose and will return the equipment in good condition. I will be responsible for its cleanliness and any loss, breakage or vandalism.
12. Neither the camp staff nor the Aloha Council, BSA will be responsible for loss, breakage, or theft of personal items while in your possession. I will check items of value with the Camp Director.
13. While participating in camp activities, all Scouts and leaders will obey safety rules and instructions as provided in the *Safe Guide to Scouting* and camp policies.
14. Adult leaders and youth are prohibited from having firearms and ammunition in their possession in accordance with BSA regulations and local and state laws.
15. Adult leaders must receive Youth Protection Training and follow the guidelines therein.
16. Hazing has no place in Scouting; nor does running the gauntlet, belt lines, or similar physical punishment. Adult leaders and older scouts must prevent scouts from being "initiated" into the group with any hazing activity.
17. Campers shall show proper respect towards staff members during merit badge classes and other camp activities.
18. Serious violations of this code may result in immediate expulsion at the participant's own expense from camp. Decisions of the Camp Director are final!

I certify that I have read the **Statement of Understanding** and agree to abide by the conditions in this **Code of Conduct** as a participant in this Aloha Council activity.

Activity: 2018 Summer Camp @ Camp Alan Faye

Legibly Print Name of Participant	Type of Unit	Unit#
Participant's Signature	Parent's Signature	Unit Leader's Signature
Date Signed	Date Signed	Date Signed

UNIT: Make copies of this Code of Conduct for each camper, youth & adults and furnish a completed/signed copy to the Camp Director along with your packet of documents upon your unit's arrival at camp.

CAF Summer Camp Payment Schedule, Etc.

Aloha Council is committed to providing the highest quality programs at a reasonable price. The Council supports the camp operation with seasonal staff leadership, administration, equipment, and maintenance/repair of facilities.

Campsite Reservation Deposit:

A non-refundable campsite deposit of \$50.00 per unit is required to confirm each campsite reservation. Camp Alan Faye reserves the right to assign more than one unit per campsite.

Camper Fee:

Campers' fee include program supplies; staff expenses; and youth, leader, and staff recognition. Accident and Sickness Insurance is the responsibility of each unit and family.

Plan I	\$75 Camp Fee per Scout, Basic camp program fee. Troop provides own food and Tents and equipment. No charge for adult leaders.
---------------	---

Total Camp Fees Due:

Total camp fees are due 30 days prior to a unit's arrival at camp. An accurate headcount of Scouts and adult leaders is essential for the staff to properly prepare for the camp session, to determine staff assignments and provide adequate time for staff training and preparation.

Extra Camper/Late Addition Fees:

The Aloha Council wants every Scout to have the opportunity to attend Summer Camp. Troops are encouraged to bring additional campers who join the unit prior to camp but after unit camp fees have been paid. Fees for extra campers are paid at the time of the unit's arrival in camp.

Payment Schedule for Campsite Reservation:

\$50 Campsite Deposit	Due when reserving camp session and campsite (from previous year).
2018 Camp Fee	Due 30 days before arrival at camp (less previous year's deposit, if paid).
2019 Campsite Deposit	Submit before leaving the 2018 CAF summer camp session.
Extra Campers Fee	Due upon arrival at camp.

Submit all Documents and Fees To:

**John Sizelove
Camp Director
P.O. Box 388
Kapaa, Hawaii 96746
(808) 639-6487 Cell
(808) 335-5590 Camp (During summer camp only!)
JSizeloveCPA@hawaii.rr.com**

Checks to be made to Aloha Council

Refund Policy:

The campsite deposit is non-refundable!

Written notice of a unit's cancellation of a summer camp session must be received by the CAF Camp Director **no less than 15 days** prior to the date of your reserved camp session for refund of camp fees (if already paid) less the \$50.00 non-refundable campsite deposit. A refund will be issued to the unit by Aloha Council.

Summer Camp 2019 Campsite Reservations:

Units participating at Camp Faye during 2018 have 1st priority in reserving the same campsite and weekly session for 2019. To maintain this priority status, you must complete and submit the 2019 campsite deposit form and pay the \$50 deposit before your departure from camp.

Units wishing to choose a different campsite or session, may do so after the close of the 2018 summer camp season, providing that:

- A) It is not reserved by a 1st priority unit, and that
- B) A 2019 campsite deposit form and payment have been received.

If more than one unit submits a deposit for the same campsite, priority will be given to the unit that is choosing the same session reserved in 2017.

Off-island Aloha Council or out-of-council units wishing to attend summer camp in 2018 shall first contact the *Camp Alan Faye Camp Director* for session and campsite availability. A reservation so approved shall submit a 2018 campsite deposit form and the \$50.00 non-refundable fee.

Camp Alan Faye reserves the right to assign all campsites.

IMPORTANT: Submit all documents & fees to:

**John Sizelove
Camp Director
P.O. Box 388
Kapaa, Hawaii 96746
(808) 639-6487 Cell
(808) 335-5590 Camp (During summer camp only!)
JSizeloveCPA@hawaii.rr.com**

Checks to be made out to Aloha Council

Aloha Council Camp Policies & Regulations

Camp policies and regulations are necessary primarily as a reminder of common-sense action, and to define certain required actions of all individuals, Scouters and Scouts alike, while in camp. To insure the health, safety and maintenance of our camp environment that is consistent with the Outdoor Code, the following areas of concern **must have everyone's attention**:

A. **Non-Discrimination Policy**

The following non-discrimination policy is to be strictly adhered to in the administration of Scout summer camp:

1. No boy shall be excluded from attending a council camp because of race, ethnic origin, religion, or physical handicap.
2. There is no segregation of boys served on the basis of race, ethnic origin, religion, or handicap with regard to serving on camp staff.

B. **Unit Leadership**

Each unit registering for summer camp furnishes its own leadership. **It is BSA policy that a minimum of two adult leaders be with the unit at all times.** They must be available and present in camp 24 hours a day - **NO EXCEPTIONS!** The unit camp leader must be a registered adult Scouter at least 21 years of age and preferably be the year-round unit leader.

It is the responsibility of the unit committee to provide trained, top-flight leadership for this important activity. If the year-round unit leader cannot attend, leadership can be recruited from assistant unit leaders, Committee Members, or other sponsoring institution, 21-year-old interested adult leaders registered in Scouting. Assistant leaders at camp may be between the ages of 18 and 21 if necessary. Experience has proven that one adult leader to every eight boys at camp provides the best camp experience for the Troop during summer camp.

Youth Leadership

Youth troop leaders are expected to set the pace by their own examples of living the Scout Oath and Promise and adhering to the Scout Law.

C. **Alcohol and Drugs**

It is unlikely that alcohol or drugs will be found in a Scout camp. However, if they should be found, dealing directly with the problem is most important.

Alcohol and non-prescription drugs, including *marijuana*, are prohibited and are forbidden at Aloha Council Camps. No alcoholic beverages are allowed. Any offenders, youth or adult, will be asked to immediately leave camp for the duration of the week.

Cigarette smoking is a habit we try to discourage at camp. It is harmful and annoying to others. After many years of careful research, medical authorities conclude that smoking is a serious health hazard. The BSA recommends that leaders maintain the attitude that young adults are much better off without tobacco. Leaders are encouraged not to smoke or allow smoking at any Scout activity.

D. Policy on Use of Chemical Fuels (Liquid, Gaseous, or Jellied)

For safety reasons, knowledgeable adult supervision must be provided when Scouts are involved in the storage and handling of chemical fuels; i.e., the filling of stoves/lanterns or in the lighting/operation of these appliances.

Battery-operated lanterns and flashlights should be used by Scouts in camping activities, particularly in and around tents. No chemical-fueled lantern or stove or open flame is to be used inside a tent.

Kerosene, gasoline, or liquefied petroleum fuel lanterns may be used for outdoor lighting. Strict adherence to the safety standards and instruction of the manufacturers in fueling and lighting such stoves and lanterns must be carried out under the supervision of a responsible and knowledgeable adult.

Guidelines for Safety Using Chemical Stove & Lanterns

1. Use compressed or liquid fuel stoves and/or lanterns only with knowledgeable adult supervision, and in Scout facilities only where and when permitted.
2. Operate and maintain regularly according to manufacturers instructions included with the stove or lantern.
3. Store fuel in approved containers and in storage under adult supervision. Keep all chemical fuel containers away from hot stoves and campfires . . . store below 100° F ambient temperature.
4. Allow hot stoves and lanterns to cool before changing cylinders of compressed gases or before refilling from liquid gas storage containers.
5. Refill liquid gas stoves and lanterns a safe distance from any flames, including other stoves, campfires, and personal smoking substances. A commercial camp stove fuel should be used for safety and performance. Pour through a filter funnel. Recap tightly both the device and the fuel storage container before igniting.
6. Never fuel a stove or lantern inside a cabin; always do this outdoors. Do not operate a stove or lantern in an unventilated structure. Provide at least two ventilation openings, one high and one low, to provide oxygen and exhaust for lethal gases. Never fuel, ignite, or operate a stove or lantern in a tent.
7. Place the stove or lantern on a level, secure surface before operating.
8. Periodically check fittings on compressed gas stoves and on pressurized liquid fuel stoves for leakage with a soap solution before igniting.
9. When lighting a stove, keep fuel bottles and extra canisters well away. Do not hover over the stove when lighting it. Keep your head and body to one side. Open the stove valve and light carefully, with head, fingers, and hands to the side of the burner . . . then adjust valve as needed.
10. Do not leave a lighted stove or lantern unattended.
11. Do not overload the stove top with extra heavy pots or large frying pans. If larger pots are necessary, set up a separate grill with legs to hold the pot and place stove under the grill.

E. Fire Plan

Soon after arrival at camp, leaders will be trained in the use of the troop fireguard plan. It is the unit leader's responsibility to train their Scouts in fire prevention, fire detection, proper reporting, and fire-fighting. A completed Troop Fireguard Chart No. 3691 must be posted on each unit's bulletin board in their campsite.

A camp-wide fire drill will be conducted soon after arrival at camp. Unit leaders will be briefed in the proper procedures. ***The Camp Director is the Camp Fire Warden!***

Fire tools and equipment located in the Trading Post are for Staff Use only. Units shall provide their own tools and extinguishing equipment for their respective campsites.

No tent material is fireproof, and can burn when exposed to heat or fire. Follow these rules:

- * Only flashlights and electric lanterns are permitted in tents. **NO FLAMES IN TENTS** is a rule that must be strictly enforced.
- * A sign, "**NO FLAMES IN TENT**" must be conspicuously displayed above the entrance of each tent. This may be a hanging sign, spray-painted, or written in indelible ink directly above the entrance(s) of the tent.
- * Chemical fueled stoves, heaters, lanterns, lighted candles, matches, or other flame sources should not be used in or near tents.
- * Do not pitch tents near open fire . . . maintain a minimum distance of 20 feet from a source of open fire.
- * Do not use flammable chemicals near tents; charcoal lighter, spray paint, bug killer, or repellent.
- * Always extinguish cooking and campfires properly.
- * Obey all fire laws, ordinances, and regulations.

In Case of Fire in a Troop Campsite

1. Sound alarm by yelling "**FIRE**" and notify a camp staff member, who in turn will notify the camp fire warden.
2. Start fighting the fire using available Troop equipment.
3. When the central alarm is sounded to warn the entire camp, quickly mobilize and move immediately to the designated assembly area to await further directions.

In Case of Fire Outside Troop Campsite

1. If you discover a fire anywhere in camp, report it immediately to a camp staff member who in turn shall notify the camp fire warden.
2. The camp fire warden would initiate the central alarm to warn the entire camp.
3. Move immediately to the designated assembly area to await further directions.
4. Members of the camp staff will man fire-fighting equipment assigned to them under the direction of the camp fire warden. Other scouts and adults may assist as directed by the camp fire warden.

F. Evacuation Plan

In the event of a natural disaster that could necessitate an evacuation from camp, the following actions should be taken:

On occurrence or notification by the proper authorities that a natural disaster is about to occur, all staff members will assemble at the camp office to receive instruction from the Camp Director.

All campers, upon being notified that an evacuation is necessary, will mobilize in their respective units and proceed to the camp assembly area with their adult leadership in an orderly fashion. Once determining that all units and their members are present, notification will be transmitted to the Camp Director. Further instructions, as necessary, will be given.

G. Transportation

We care about you! We want to avoid accidents or, if there is one, to minimize injuries. Unit leaders must insure that all vehicles transporting Scouts and equipment have the necessary safety checks and insurance as prescribed by Hawaii State laws. National Boy Scouts of America has just (Feb 14, 2017) revised the vehicle insurance policy for transporting scouts to scouting events and should be reviewed by all leaders and drivers prior to summer camp.

Designated parking areas are available to park vehicles while in camp. Unit equipment may be transported to their appropriate campsite for off-loading. After off-loading, **vehicles shall be parked in designated areas – never in campsites!** Always lock and secure your vehicle while in camp. **Camp Vehicle parking passes are required of all vehicles. All vehicles without camp parking passes will be subject to being towed away at the owners risk and expense.**

The **Speed Limit in camp is 10¾ miles per hour.** Stay alert for Scouts in motion!

Out-Of-Camp Trips

Scouts should have no reason to leave camp, but if leaving is necessary, they must be under the direct supervision of their unit leader(s) or have obtained prior written permission for such absence from their parents **and** be released to a parent/guardian. **Further,** the Scout and parent/guardian shall check-out and re-check-in with the Camp Director or designee.

I. Annual Health & Medical Record

To insure the health and safety of everyone, **ALL** Scouts, **ALL** adult leaders, and parents camping three nights or longer shall submit a complete, **annual** health and medical record. **There are NO exceptions!** The **BSA Annual Health and Medical Record #680-001** shall be furnished to the Camp Medic for conducting a medical screening interview for every camper soon after their arrival in camp. All visitors and rotating unit leaders staying fewer than 72 hours need to complete the three-page BSA health form that does not require a physical or doctor's signature.

NO MEDICAL RECORD – NO CAMP!

In keeping with established policy, it is understood that there may be instances where the medical examination policy is in violation of the religious convictions of the individual. The requirement is waived with a written statement from the camper/camper's parents and proper church officials that a definite violation of religious conviction is involved.

J. *Accident Insurance*

Accidents and medical emergencies can and will happen. We must be prepared when they do take place. Unit members are covered by a secondary accident insurance program through the Boy Scouts of America at the time of their annual re-chartering.

Units may have in addition, an additional policy through their chartered organization.

Remember that each Scout and leader is responsible for any and all medical bills resulting from an accident while driving to camp, during camp, or while returning home.

K. *Medical Emergencies*

The **camp health lodge** is open 24 hours a day for first-aid treatment. **All sickness or injury, large or small, should be reported to the on-duty camp medic.** Proper care of injured persons is of utmost importance.

Arrangements have been made with local hospitals for any treatment which cannot be adequately handled by the camp medic. Emergency medical transportation by unit leaders and adult camp staff is available, with the understanding that transportation for medical purposes is the unit's responsibility but if available camp staff may assist. If treatment is required outside of camp, parents or the emergency contact person will be notified. The hospital or clinic will also be contacted prior to the patient's arrival.

L. *Tour Plan*

Units attending summer camp at CAF are covered by the Aloha Council's Tour Plan for camping on Council properties.

M. *Out of Council troops must have a tour permit from their local council office and proof of insurance.*

CAMP SECURITY

Throughout its history, Camp Alan Faye has always been a safe and welcoming environment. We must, however, recognize that Scouts and Scouting could be attractive targets to people of ill will. Therefore, Aloha Council, Kauai District has developed a number of safety precautions that will be enforced this summer.

All visitors must stop at the Camp Office upon arriving and prior to leaving. Visitors will be asked to sign our Guests Log and wear wristbands for identification. Should you see a visitor without a wristband, please direct him or her to the office or alert a member of our staff.

Campers will be asked to wear distinctive wristbands during their stay. This will allow us to more quickly identify anyone who might enter our camp without permission.

Any camper, youth or adult, that leaves camp for any reason prior to the session's end must notify the Camp Office and sign out. This will enable us to account for all of our campers, especially if someone is reported lost or missing.

No Scout may leave camp prior to the session's end without the signed release of his parent or guardian. The camper release authorization form is included in this Guide. In addition, a unit leader must be with the Scout at the time of his release. Please provide advance notice to the Camp Office of any plans for the early release of a Scout.

Unit leaders must be able to account for all of their campers at all times.

SECURITY AT CAMP Lost or Stolen Items - Occasionally belongings are misplaced, lost, or even stolen. Scouts should not bring valuables to camp and should mark all belongings with their name and troop number. Many items remain in the camp lost and found each session because the owner cannot be identified. Rings, watches, etc. The Aloha Council is not responsible for lost or stolen items

YOUTH PROTECTION

Child abuse is a crime against youth. It can involve mental, physical, or sexual victimization. If you suspect that a child in camp is a victim of child abuse, report this information to the Camp Director. He will discuss your suspicions and, under the guidance of the Scout Executive, take appropriate action.

You must be prepared to react should one of your Scouts confide that he has been abused. The following guidelines can help you to respond:

- Do not panic or overreact.

- Do not criticize the child or blame him for what happened.

- Do not discuss the situation in front of other Scouts or Leaders.

- Do not try to conduct a detailed investigation of the situation yourself.

Camp Alan Faye, along with the entire Scouting movement, requires all of our campers to take common sense precautions to reduce the opportunity for child abuse or exploitation.

- No fewer than two adults should accompany any group of Scouts.

- No adult should ever be alone with one boy (excepting his or her own son).

- Corporal punishment and hazing rituals are strictly prohibited.

- Scouts must be properly clothed for all activities.

- Youth and adults must shower separately. Should an emergency inside the youth shower require an adult's intervention, at least two leaders should respond.

- Protect your own privacy and respect the privacy of every child.

For further guidance, we strongly encourage every adult to take the free, online Youth Protection training offered by the Boy Scouts of America. Registered leaders are required to complete this training.

Camp Alan Faye Summer Camp

A member of the camp staff may be your guide. He may greet your Troop/Team upon arrival at Camp Alan Faye and may serve as your camp host throughout the week.

What to bring to Camp

Troop Equipment

First Aid kit
American Flag
Troop and Patrol Flags
Scoutmaster's Handbook
Program reference materials
Field Book
Water and Juice Dispensers and cups
Cooking Equipment
Camp Stoves
Tables
Toilet Paper
Bulletin Board
Camp Chairs for leaders
Plastic Table cloths
Ice chest
Chef kit
Dutch Oven if wanted
Camping Tools, as needed (Axes, Saws, Shovels Etc.)
Lanterns with fuel and spare mantles
Rope or twine
Battery operated clock
Dining fly, poles, ropes
Cooking equipment cleansers or Containers for BSA 3 bath dish cleaning
Cleaning supplies for Showers and latrines.
Soap for handwashing clothes. (woolite)
5-Gal bucket to hand wash clothes
Jacuzzi (just kidding...maybe not)
Nuclear powered (Solar?) espresso machine (just checking if you are really reading this)
Duct Tape
Medical Forms for each Scout/Leader

Personal Scout Equipment

Scout Uniform

(Field Uniform (Class A), shirt, socks, shorts or long pants)

OA Sash (If member)

5 T-shirts (Troop or BSA T-Shirt)

5 pair of underwear

5 pairs of athletic socks

BSA Hat or visor

Poncho or rain gear

Two pairs of closed toe shoes

(one gym shoes or hiking boots)

Slippers or sandals (to be used only to and from shower)

Sleeping bag or blankets and sheets

Pillow and sleep pad (some troops have tents large enough for cots, check with your unit leader)

Toothbrush and toothpaste

Comb or brush

Watch

Camera

Water Bottle

Soap and shampoo

Bath cloths and towels

Insect repellent

Personal First Aid kit

Flashlight with extra batteries

Pocket Knife

Completed BSA Annual Health & Medical Record

Boy Scout Handbook

Pen, Pencil, and Paper or Notebook for merit badge assignments.

Spending money (suggest \$50-\$75)

Bible or Testament

Fishing pole and tackle (optional)

Drinking cup

Repair kit (needles thread etc)

Jacket

Sunscreen

Whistle

Ground Cloth (8-foot plastic tarp)

Merit Badge pamphlets

Personal equipment should be packed in a pack
suitcase, or duffel bag.

Be sure to mark all equipment and clothing with your
Name and Troop number.

What Not To Bring

Bicycles

Excessive amounts of candy.

Clothing with inappropriate language or graphics.

Sheath (Non-folding) Knives

Radios, tape players, Media Players or other electronic devices

2-way Radios. These are only to be used by Scout leaders and Staff

Fireworks

Laser Pointers

Roller Blades

Pets (unless seeing eye dog or other service animals. A service animal is an animal trained to perform task for peoples with disabilities. Dogs or other animals whose sole function is to provide comfort or other emotional support do not qualify as service animals under ADA. In order to bring a service dog to camp you must fill out a special needs request and attach proof of insurance and proof of training for the service animal.)

Firearms, Bows, Crossbows, Ninja Stars, Butterfly or switchblade knives or other weapons

Alcohol

Drugs

Pornographic Materials

Air Conditioners

T.V.'s or Video Games

Cell Phones (There is no cell phone coverage in camp anyway)

BAD ATTITUDE

CHECK -IN

1. **CHECK-IN:** After arriving at your campsite and getting your unit settled in, the unit leader finalizes unit check-in by 4:30 p.m. Sunday, If your unit is arriving Monday, arrive no later than 7:00A.M., arrangements should be made with the Camp director prior to arriving, by bringing to the Trading Post or Camp Office the following:
 - A. **Unit Roster: 2 copies** (One for Camp Director and one for Camp Medic)
 - B. **Camp Fees:** Shall be paid in full at this time. Also submit the 2018 Campsite Reservation Form and \$50 non-refundable deposit fee.
 - C. **Medical Records: All campers** line up with their medical records for a medical screening. ***NO camper (Scout, leader, parent) may camp without this form!*** Forms will be returned to the unit leader when checking out at the end of the week. Leaders must pick up their medical forms when leaving camp. Medical forms will be destroyed shortly after camp if not picked up
 - D. **Code of Conduct:** All campers must complete and submit a CAF Code of Conduct form. (See Page 7 in this Guide.)
 - E. **Merit Badge Classes:** Scouts sign up for classes; attach blue Merit Badge cards that are legibly filled in and approved by unit leader into the respective sign-up folders.
 - F. **PART TIME LEADERS AND FULL TIME LEADERS ARRIVING AND DEPARTING AT CAMP AFTER THE TROOP HAS ARRIVED ON DAY 1** – Part time leaders and any full time leaders who arrive at camp after the troop has checked-in on day one should FIRST stop at the Camp Office to verify with the staff that their health form is on file, they are registered with the BSA, and then receive their wrist bands and can make any payments necessary or get additional instructions. If the part time leader is leaving prior to the Camp end, they must check out at the Camp Office as they leave.
2. Camp Familiarization Tour: Your campsite host may take your Troop on a tour of the camp following the medical pre-check and Merit Badge sign-ups.
3. Quartermaster Supplies: Latrine-cleaning supplies are available from the Trading Post during business hours. Troops should have extra Toilet paper and Disinfectant wipes.
4. **Campsite Standards:** Each campsite shall have the following prominently displayed:
 - A. Troop Fireguard Chart #3691; posted and duties assigned.
 - ... Fire-fighting hand tools; garden hose(s) w/ shut-off nozzle(s) attached to faucets
 - ... Portable fire extinguishers; 2 each, minimum rating 2ABC
 - ... Fire buckets, minimum of one per tent
 - B. Meals Menu;
 - C. Patrol Duty Rosters; Example in back
 - D. Unit Camp Roster, with Scouts and adults listed.
 - E. Safety instructions;
 - F. American Flag and Unit Flag and Patrol Flags should be flown.
 - G. Units will be assigned on a rotational basis Shower cleaning and will be expected

to clean their portable latrine. If the portable latrine is shared by units, the cleaning will be shared. Latrine cleanliness will be included in camp inspections and results will be shared by units.

5. Campsite Inspections

- A. Health, safety, and camp cleanliness inspections will be conducted daily.
 - B. Porta-potties and latrines must be kept clean at all times. Dishwashing or food disposal is not permitted in latrines! Units will rotate latrine- and shower-cleaning duties. Troops should have extra toilet paper and disinfectant wipes.
 - D. Soda cans, candy wrappers, and other trash should not be discarded on the ground. Place these into proper trash bags or recyclable receptacles.
6. **Trash:** Rubbish shall be collected in trash bags, securely tied and brought to the side of the main camp road near your campsite for **Wednesday trash pick-up by 8:00 am**. All remaining trash shall be taken home for disposal at the end of camp.
 7. **Totin' Chip** cards shall be carried on the person of each Scout camper for their authorization to use woods tools while in camp. Unsafe use may result in this privilege being revoked!
 8. **Trading Post:**
Open: 9:00–11:30 AM; 1:00–4:30 PM; After Campfire for one hour (M/T/W/TH or as scheduled) . . . Sunday and Friday may have abbreviated hours. Items such as Camp t-shirts, Merit Badge pamphlets; handicraft kits for wood carving, leatherwork, basketry, etc.; limited camping and Scouting equipment; Snacks – candy, cookies, chips, soft drinks are available. Scouts should bring spare funds in small bills and coins – unit leaders should set a minimum/maximum amount for Scouts to have in their possession (Suggested: \$50 - \$70).
 9. **Class A Uniform: Full Field Uniform** worn during morning flag-raising ceremonies, camp-wide campfires, the morning of the National Camp Inspection, or as advised by the Camp Director.
 10. **Campfires:** Monday, Wednesday and Friday. Friday-evening campfire will feature awards and recognition plus patrol/Troop skits/songs. Invite the parents of your Scouts. Campfire programs start promptly at 7:30 p.m.
 11. **Rainbow Trail:** Competition between patrols/Troops/staff on Scouting skills will be held Friday afternoon. Each Troop will be required to host an event decided by that unit.
 12. **Conservation Projects:** Your unit is encouraged to complete a conservation or camp-service project while in camp. Check with the Camp SPL or Camp Director for projects.
 13. **CLEANLINESS** - Please help us keep your reservation looking nice. Your troop is responsible for keeping your campsite clean. The maintenance commissioner can give you information for proper procedures to clean and maintain your latrine. Trash will be picked up on Wednesday morning for a dump run. Please bring your trash with you when leaving camp. Do not leave chairs, rugs, etc., when you depart. Your troop can help keep trash picked up along the roads. Please remind everyone that a good Scout takes only pictures, and leaves only footprints. Please do not litter.

14. Cleaning the shower house is the responsibility of the Unit leaders under the direction of the camp director. Please see the Camp Director for direction, scheduling and procedures.
15. **SELLING POLICY** - The sale of merchandise to campers, leaders, or staff for personal or unit profit is not permitted. The use of Aloha Council, Camp Alan Faye logos are protected and written permission is required.
- “The Aloha Council, Boy Scouts of America, by signature of the Scout Executive shall have the sole right to authorize the use of insignia, words, phrases, designation marks, pictorial representation and descriptive remarks related to the program of the corporation, on commercial products, promotional efforts and/or sale and distribution to members of the Boy Scouts of America and/or the general public. The use of same shall be only as authorized and approved by the Scout Executive.”
16. **VANDALISM AND PRANKS** – Vandalism and pranks which cause damage and/or require labor necessary to restore the camp property to its original condition will not be tolerated. Scout troops engaged in such practices may lose their placement in future camp draws. Scouts and leaders making unauthorized entry into buildings and/or program areas or not in their campsite after taps may be asked to leave the reservation.
17. **TELEPHONE** - One of the questions from parents is where their son will be and how they can reach him. Incoming calls will be taken by the camp office and messages forwarded to the requested party. The camp telephone number is 808-335-5590. Offices are open from 7:00 am to 10:00 pm to handle incoming calls. Emergency messages after 10:00 pm will be handled on an individual basis.
18. **General Camp Rules:**

As a Scouting facility, the foremost rules for personal and group behavior are the ideals found in Scouting:

The Scout Oath and Law and the Outdoor Code

Beyond these ideals, the following rules are enforced at the Camp Alan Faye:

- Troops must have two-deep leadership at all times while at camp. No exceptions!
- Scouts are required to use the buddy system at all times with only one exception: to and from Merit Badge classes
- Running is not allowed in Camp. Scouts caught running will be required to walk back to their unit's campsite and then walk back to where they are going.
- Shoes must be worn at all times at camp. Shoes must be completely closed. Sandals are allowed only to and from and at the showers.
- Throwing rocks is strictly forbidden
- Quiet Hours in Camp is between 10:00 P.M. to 06:00 the morning. Be a good neighbor
- No alcoholic beverages or illegal substances are allowed on camp property.
- No living trees or shrubs may be cut without the approval of the Camp Director.(We encourage the use of Guava and other invasive species plants but all others are off limits)

Aloha Council Camp Alan Faye 2018 Leaders' Guide

- Fires shall not be left burning unattended! Or overnight. No flames in tents (battery lights only!).
- Vehicles will obtain from the Camp office a Camp Parking permit. Permits will be obtained so that we have contact information so that if we have to move the cars we know who they belong to.
- Vehicles shall be reverse-parked facing outwards and locked only in designated parking areas. Any Vehicle not in compliance will be subject to being towed away. Vehicles are not allowed in campsites
- Scouts are not allowed to ride in the back of pickup trucks, or trailers or cargo areas of cars.
- NO firecrackers, firearms, or ammunition or weapons of any kind may be brought to camp.
- Illegal weapons such as butterfly knives, brass knuckles will be dealt with by the Kauai Police Department.
- Gas lanterns and stoves may be used by Scouts only under the direct supervision of a responsible adult.
- Scouts are not allowed to leave campgrounds without an adult leader along. File a hike plan at the Camp Office with the names of participants.
- Visitors to your campsite must check-in at the Camp Office before heading down to camp.
- Units using rotating leaders must have leaders check in with medical forms and receive camp wristbands and parking passes. Rotating leaders leaving camp must check out at the camp office and return the parking pass.
- Do not cut through other campsites! Ask for permission to enter before entering any campsite other than your own. Inform your visitors of this rule!
- During staff mealtimes, do not interrupt unless it is an emergency. It is staff's time off!
- Staff quarters are off-limits to campers! Meetings or classes are held in other areas.
- The area in and around the Kokee Ditch is off-limits!
- The use of two way radios by scouts is prohibited without permission of the Camp Director. Interfering with staff radio transmissions besides being a safety issue can be grounds for expulsion from camp.
- Comply with the rules and policies in the *Guide to Safe Scouting* and the *Code of Conduct*.

Discipline

The Scoutmaster and his/her assistants are responsible for the discipline and good order of their Troop. The camp staff will not assume the responsibility for, or interfere with, unit discipline unless it directly involves the health and safety of Scouts or effects camp operation. The Camp Director must be informed of any problem encountered by a staff member or adult leader. The Camp Director may refer a Scout's discipline problems to the Scoutmaster for resolution. No initiations or hazing is permitted in camp. If adult leaders of a Troop are unwilling or unable to control their Scouts, the Camp Director may require the entire unit to leave camp.

Dismissal from Camp

If a Scout, leader or an entire unit is sent home from camp for disciplinary reasons or violation of camp policies, there will be no refund or transfer of any camp fees.

19. **Check-Out:**

- A. Return all checked-out equipment to the Trading Post, cleaned and in good order.
- B. Clean your campsite, surrounding areas, and assigned latrine (Leave No Trace!)
- C. Be sure you have your Merit Badge cards and medical forms in-hand before leaving camp.
- D. Any Healthforms not picked up at the end of camp will be destroyed.
- D. Complete and turn-in a Camp Evaluation form.
- E. Receive final clearance from Camp Director.

20. Religious Services: A non-denominational service may be held.

21. Scoutmasters' & Senior Patrol Leaders' Roundtable Meetings: These meetings will be held during the week for program planning, information, exchange of ideas, and fellowship.

- A. SM/SPL R/T: Monday evening following conclusion of the opening night campfire at Camp Office.
- B. SPL R/T: Wednesday/Thursday; 1:00 p.m. to 2:00 PM at Camp Office.

The Uniform at Camp

Why do Scouts have a uniform? A complete uniform gives a standard to be met, promotes group spirit and a sense of identity. It also designates equality from the start among members of the group. The field uniform is appropriate dress any time during the day and is the standard attire for camp check-in, camp-wide programs, flag ceremonies, campfires, and evening meals. Activity shirts may be worn during classes, camp activities, and personal time at camp.

Campers and leaders should strive to adhere to the dress code while attending camp. The dress code is very simple and easy to follow and is required. Demonstrate your troop's spirit by being the best uniformed troop in camp. The code is as follows:

—**Official or Field Uniform:** (Class A). A complete field uniform is defined as official BSA shirt, pants or shorts, belt and socks. A neckerchief and hat are optional.

Headgear: All troop members must wear the headgear chosen by vote of the troop/team. No non BSA Hats (Sports hats etc.).

Shirt and Neckwear: Official shirt (long- or short-sleeved) with red, green, orange, silver or gold shoulder loops. The unit may vote to wear a neckerchief, bolo tie, or no neckwear. In any case, the collar should be unbuttoned. The troop/team has the choice of wearing the neckerchief over the turned-under collar or under the open collar.

Pants/Shorts: Official BSA uniform pants or shorts.

Belt: Official BSA web belt with BSA insignia on buckle; or leather with Scout-related buckle of your choice.

Socks: Official BSA socks with official shorts or pants.

Shoes: Leather or canvas. Campers should bring the proper footwear for the proper activity. Sandals and other open-toed shoes should be worn only walking to and from the showers.

OA Sash for active OA Lodge members to be worn on OA Day.

—**Activity Uniform:** (Class B) The activity uniform consists of a troop, camp, council, or BSA t-shirt with official pants/shorts, socks and belt. Leather or Canvas shoes.

Official camp t-shirts can be pre-ordered through the Kauai District of Aloha Council prior to camp for \$15 each. Troops can pre-order shirts until May 1, 2017; they will be available at camp check-in. Details and online ordering available at Kauai District Roundtable.

You can also buy non-customized camp t-shirts through the Trading Post during your week at camp, or create your own troop shirts.

Aloha Council Camp Alan Faye 2018 Leaders' Guide

Field Uniforms (Class A) are to be worn during morning flag ceremonies and campfires and during National Camp Inspection and other times as determined by the Camp Director.

The Activity Uniform is worn at all other times including merit badge classes and activities.

Either the Official Field Uniform or the Activity uniform will be worn at all times during Camp week. Non-Boy scout shirts and partial field uniforms are not encouraged and will cause deduction of points for calculation of the Camp honor troop.

The Camp Program: Your Camp – Your Home

Camp Alan Faye is yours. It belongs to you. It is a temporary home for Scouts and Scouters. Your cooperation is needed to keep it clean. "A Scout is Clean" is the 11th point of the Scout Law!

A. ***Program Opportunities***

The purpose of Summer Camp is to help your troop and Scouts receive a premium experience from the camp program. The aim of the camp staff is to help the Scoutmaster/Team Coach to be a successful leader and work with him to accomplish this.

The Camp Director is Available to You At Any Time!

The program departments include ecology, conservation, shooting sports, Scoutcraft and other activities.

Ecology/Conservation:

Ecology and conservation is understanding the wilderness and making wise use of natural resources. The camping program provides opportunities for a Scout to gain practical knowledge of the "way of the woods;" to know the plants and mammals; to find his way; and to know the art of personal protection and survival. Camp Alan Faye has numerous conservation projects that need to be done. By doing this, the Scout can learn about nature. Inquire with the Camp Senior Patrol Leader or Camp Director for approved projects.

Rifle and Shotgun Range

Campers have the opportunity to learn gun safety from the Rifle Range Director and shoot .22 caliber rounds at BSA targets and Trap shooting with Shotguns under the director's supervision. Safety precautions and range rules must be strictly followed by participants. A free-shoot opportunity (once per Scout) is made available Monday to Wednesday. Campers should take advantage of this opportunity; campers may come to the range individually or by units.

Archery Range

Campers learn the basic skills of archery and try these skills at a stationary target. Safety precautions and range rules must be strictly followed by participants. Free-shoot opportunities are the same as the Rifle Range.

B. ***Advancement***

The advancement of Scouts in camp is an important result of the outdoor experience. It is a measure of a boy's ability to do things, to get results, and to persevere toward and attain personal goals. It should be remembered, though, that advancement is not an end in itself; it should be a direct result of what naturally happens at camp.

C. Merit Badges

To have a successful experience in the Merit Badge program, Scouts must begin classes on Monday and stick with it for the full week. Most Merit Badges can be completed during the one-week camp session. However, some badges have requirements for observations, tests, or record-keeping, thus these may demand advance work. In these cases, Scouts should complete the advance work (pre-requirements) before coming to camp. Bring certificates of this partial completion from the initial counselors so that campers are afforded the best opportunity to complete any remaining requirements during camp.

To help your Scout in earning Merit Badges, the following suggestions are offered which you should consider in your planning for camp:

1. **Don't over-schedule!** Although there is no set limit on the number of badges a boy can work on, sometimes their desires are bigger than their abilities. Spread out too thinly, they may be able to complete only one or two during the one-week session. Besides, they are in camp for a lot more than working on Merit Badges. They should not miss out on opportunities for personal growth and maturity, fellowshipping with other Scouts, participating in free-shoots, and taking time simply to enjoy the outdoor experience. Adult leaders should provide sensible guidance.
2. See to it that each Scout has not only reviewed the requirements for the badges they will take, but has also made some preparation for the fulfillment of the requirements. In other words, the Scout should be prepared before he arrives at camp.
3. Whenever possible, have them complete any time-sensitive portions of the requirements and have the original counselor certify these completions on their blue Merit Badge card.
4. **Unit Leader:** Furnish each Scout with his blue Merit Badge application cards with the **required information completely and LEGIBLY filled in; you must sign and date the card!** The Scout attaches the card to the Merit Badge folder during sign-up or hands it to the Merit Badge counselor during the first class session on Monday. Your signature approves and certifies that the Scout is eligible to work on and receive the badge. **NO CARD, NO BADGE!**
5. The Scout should have a copy of each of the Merit Badge pamphlets or have access to copies of those books for badges he intends to take. Merit Badge pamphlets (limited quantity) are also available for purchase at the Trading Post.

D. Incomplete Merit Badges

Incomplete Merit Badges must be completed in a period of six (6) months from the last day of the unit's summer-camp session.

Boy Scouts of America Angler Award and World Conservation Award

For Scouts that complete, Fish and Wildlife Management Merit badge, Fishing Merit badge and Fly Fishing Merit Badge, they will be able to receive the BSA Angler award




Scouts are eligible to receive the **World Conservation Award** after completing the requirements for the following merit badges: Environmental Science, Citizenship in the World, and either Soil and Water Conservation or Fish and Wildlife Management.



Merit Badges offered for 2018 (Subject to change)

Archery	Art	Basketry
		
<u>Location:</u>	<u>Location:</u>	<u>Location:</u>
Archery Range	Trading Post	Trading Post
Scouts receive experience shooting on compound and recurve bows. It is fun and challenging. The Scouts get to make an arrow and bowstring	This fun merit badge teaches scouts to explore their creative side. They will paint, draw and imagine in a variety of media as they learn about two-dimensional art.	Scouts will make two kinds of baskets and a camp stool using different kinds of material and weaving.
<u>Pre-Requisite</u>	<u>Pre-Requisite</u>	<u>Pre-Requisite</u>
2nd Year Scout	1st year Scout	1st year Scout
<u>Recommended Materials</u>	<u>Recommended Materials</u>	<u>Recommended Materials</u>
Archery MB Book	Art MB Book	Basketry MB Book
Notebook/Journal/Pencil	Notebook/Journal/Pencil	Notebook/Journal/Pencil
<u>Expected Cost</u>	<u>Expected Cost</u>	<u>Expected Cost</u>
\$10.00	None	\$15
<u>Other Information</u>	<u>Other Information</u>	<u>Other Information</u>
None	None	Additional KITS will be available at the Trading Post



Aloha Council Camp Alan Faye 2018 Leaders' Guide

Citizenship in the World	Communications	Crime Prevention
		
<u>Location:</u>	<u>Location:</u>	<u>Location:</u>
Camp Office Garage	Campfire Bowl	Campsite Kua Loa - T105
<p>This is an Eagle Scout required merit badge. Scouts will learn what citizenship means and about the laws and governments in different countries around the world.</p>	<p>This is an Eagle scout required merit badge. Scouts will learn about communication in different forms and different settings. Scouts will also plan and organize their Wednesday campfire.</p>	<p>Preventing crime, which can be as simple as reducing the opportunities for crime to occur, is far less costly than apprehending and bringing legal action against those who break the law and it helps save people from the anguish of being victims</p>
<u>Pre-Requisite</u>	<u>Pre-Requisite</u>	<u>Pre-Requisite</u>
2nd year Scout	2nd Year Scout	None
<u>Recommended Materials</u>	<u>Recommended Materials</u>	<u>Recommended Materials</u>
Citizenship in the World MB Book	Communication MB Book	Crime Prevention MB Book
Notebook/Journal/Pencil	Notebook/Journal/Pencil	Notebook/Journal/Pencil
<u>Expected Cost</u>	<u>Expected Cost</u>	<u>Expected Cost</u>
None	None	None
<u>Other Information</u>	<u>Other Information</u>	<u>Other Information</u>
None	None	None


Aloha Council Camp Alan Faye 2018 Leaders' Guide

Emergency Preparedness	Engineering	Environmental Science
		
<p><u>Location:</u></p>	<p><u>Location:</u></p>	<p><u>Location:</u></p>
<p>Campsite T305</p>	<p>Campsite Troop 148</p>	<p>Campsite Kahu Ahi - T334</p>
<p>This is an Eagle Scout required merit badge. Scouts are often called upon to help because they know first aid and they know about the discipline and planning needed to react to an emergency situation. Earning this merit badge helps a Scout to be prepared by learning the actions that can be helpful and needed before, during, and after an emergency.</p>	<p>Engineers use both science and technology to turn ideas into reality, devising all sorts of things, ranging from a tiny, low-cost battery for your cell phone to a gigantic dam across the mighty Yangtze River in China.</p>	<p>This is an Optional Eagle Scout required merit badge. Scouts can choose sustainability instead. While earning the Environmental Science merit badge, Scouts will get a taste of what it is like to be an environmental scientist, making observations and carrying out experiments to investigate the natural world.</p>
<p><u>Pre-Requisite</u></p>	<p><u>Pre-Requisite</u></p>	<p><u>Pre-Requisite</u></p>
<p>Earned First Aid MB</p>	<p>2nd Year Scout</p>	<p>2nd Year Scout</p>
<p><u>Recommended Materials</u></p>	<p><u>Recommended Materials</u></p>	<p><u>Recommended Materials</u></p>
<p>Emergency Preparedness MB Book</p>	<p>Engineering MB Book</p>	<p>Environmental Science MB Book</p>
<p>Notebook/Journal/Pencil</p>	<p>Notebook/Journal/Pencil</p>	<p>Notebook/Journal/Pencil</p>
<p><u>Expected Cost</u></p>	<p><u>Expected Cost</u></p>	<p><u>Expected Cost</u></p>
<p>None</p>	<p>None</p>	<p>None</p>
<p><u>Other Information</u></p>	<p><u>Other Information</u></p>	<p><u>Other Information</u></p>
<p>None</p>	<p>None</p>	<p>None</p>

Aloha Council Camp Alan Faye 2018 Leaders' Guide

Fire Safety	First Aid	Fish and Wildlife Management
		
<u>Location:</u>	<u>Location:</u>	<u>Location:</u>
Campsite T305	Campsite Moa Keiki - T148	Camp Office Garage
<p>The ability to use fire safely is essential to human survival. By earning this merit badge, Scouts will learn to use fire safely and responsibly, how to prevent home fires, and how to handle fire safely, as well as burn prevention, and camping safety.</p>	<p>First aid — caring for injured or ill persons until they can receive professional medical care — is an important skill for every Scout. With some knowledge of first aid, a Scout can provide immediate care and help to someone who is hurt or who becomes ill. First aid can help prevent infection and serious loss of blood. It could even save a limb or a life.</p>	<p>Wildlife management is the science and art of managing the wildlife—both animals and fish—with which we share our planet. Maintaining the proper balance and the dynamics that go with it requires humankind's attention. We use this stewardship tool to help minimize or eradicate the possibility of extinction of any given species. We want our descendants to have the opportunity to experience the same animal diversity that</p>
<u>Pre-Requisite</u>	<u>Pre-Requisite</u>	<u>Pre-Requisite</u>
None	First aid knowledge of Tenderfoot, Second Class and First Class ranks	2nd Year Scout
<u>Recommended Materials</u>	<u>Recommended Materials</u>	<u>Recommended Materials</u>
Fire Safety MB Book	First Aid MB Book	Fish and Wildlife Management MB Book
Notebook/Journal/Pencil	Notebook/Journal/Pencil	Notebook/Journal/Pencil
<u>Expected Cost</u>	<u>Expected Cost</u>	<u>Expected Cost</u>
None	None	None
<u>Other Information</u>	<u>Other Information</u>	<u>Other Information</u>
None	None	None




Aloha Council Camp Alan Faye 2018 Leaders' Guide

Fishing	Fly Fishing	Forestry
		
<u>Location:</u>	<u>Location:</u>	<u>Location:</u>
Camp Office parking lot and reservoir	Camp Office parking Lot and reservoir	Troop 133 Campsite
<p>Every Scout ought to be able to fish in order to get food for himself. A tenderfoot [beginner] who starved on the bank of a river full of fish would look very silly, yet it might happen to one who had never learned to catch fish. Sir Robert Baden-Powell</p>	<p>Fly-fishing is a specialized form of fishing that combines skill and artistry. Because it is so rich with tradition, it is a passion for millions of people. The beauty of the water, the solitude, and the skills that the sport requires have made fly-fishing very important in the lives of many notable people.</p>	<p>Forest ecology and management is the emphasis in this session. Scouts will create a field notebook, learn about tree identification and careers in forestry</p>
<u>Pre-Requisite</u>	<u>Pre-Requisite</u>	<u>Pre-Requisite</u>
2nd Year Scout	2nd Year Scout	2nd Year Scout
<u>Recommended Materials</u>	<u>Recommended Materials</u>	<u>Recommended Materials</u>
Fishing MB Book	Fly Fishing MB Book	Forestry MB Book
Notebook/Journal/Pencil	Notebook/Journal/Pencil	Notebook/Journal/Pencil
<u>Expected Cost</u>	<u>Expected Cost</u>	<u>Expected Cost</u>
None	None	None
<u>Other Information</u>	<u>Other Information</u>	<u>Other Information</u>
<p>Scouts desiring fishing merit badge should bring their own spinning reel fishing pole and a State of Hawaii Freshwater Fishing License is required to fish in the reservoir.</p>	<p>Scouts desiring fly fishing merit badge will have fly fishing gear provided however a State of Hawaii Freshwater Fishing License is required to fish in the reservoir.</p>	<p>None</p>

Aloha Council Camp Alan Faye 2018 Leaders' Guide

Law	Leatherwork	Movie Making
		
<u>Location:</u>	<u>Location:</u>	<u>Location:</u>
Campsite Kahu Ahi - T334	Trading Post	Camp Office Garage
<p>Earning this merit badge enables a Scout to learn about the history and kinds of laws, the purpose and methods of law enforcement, consumer protection agencies, emerging law, and careers in the legal profession. "</p>	<p>Scouts who complete the requirements to earn the Leatherwork merit badge will explore leather's history and its endless uses. They will learn to make a useful leather item using the same types of raw materials that our ancestors used; be challenged to master skills like hand-stitching, lacing, and braiding.; and learn how to preserve and protect leather items so they will last a lifetime and beyond.</p>	<p>Moviemaking includes the fundamentals of producing motion pictures, including the use of effective light, accurate focus, careful composition (or arrangement), and appropriate camera movement to tell stories. In earning the badge, Scouts will also learn to develop a story and describe other pre- and post-production processes necessary for making a quality motion picture.</p>
<u>Pre-Requisite</u>	<u>Pre-Requisite</u>	<u>Pre-Requisite</u>
2nd Year Scout	None	None
<u>Recommended Materials</u>	<u>Recommended Materials</u>	<u>Recommended Materials</u>
Law MB Book	Leatherwork MB Book	Movie Making MB Book
Notebook/Journal/Pencil	Notebook/Journal/Pencil	Notebook/Journal/Pencil
<u>Expected Cost</u>	<u>Expected Cost</u>	<u>Expected Cost</u>
None	None	None
<u>Other Information</u>	<u>Other Information</u>	<u>Other Information</u>
None	None	<p>Scout must have a digital camera capable of video and a USB cable to download to a computer</p>




Aloha Council Camp Alan Faye 2018 Leaders' Guide


Photography	Pioneering	Plant Science
		
<u>Location:</u>	<u>Location:</u>	<u>Location:</u>
Camp Office Garage	Assembly area picnic table	Campsite Kahu Ahi - T334
Beyond capturing family memories, photography offers a chance to be creative. Many photographers use photography to express their creativity, using lighting, composition, depth, color, and content to make their photographs into more than snapshots. Good photographs tell us about a person, a news event, a product, a place, a scientific breakthrough, an endangered animal, or a time in history	Pioneering—the knowledge of ropes, knots, and splices along with the ability to build rustic structures by lashing together poles and spars—is among the oldest of Scouting's skills. Practicing rope use and completing projects with lashings also allow Scouts to connect with past generations, ancestors who used many of these skills as they sailed the open seas and lived in America's forests and prairies.	Plant scientists use their curiosity and knowledge to develop questions about the world of plants. Then they try to answer those questions with further observations and experiments in the laboratory and in the field. To earn this merit badge, Scouts will explore three of the most important plant science specialties: agronomy, horticulture, and field botany
<u>Pre-Requisite</u>	<u>Pre-Requisite</u>	<u>Pre-Requisite</u>
2nd Year Scout	2nd Year Scout	2nd Year Scout
<u>Recommended Materials</u>	<u>Recommended Materials</u>	<u>Recommended Materials</u>
Photography MB Book Notebook/Journal/Pencil	Pioneering MB Book Notebook/Journal/Pencil	Plant Science MB Book Notebook/Journal/Pencil
<u>Expected Cost</u>	<u>Expected Cost</u>	<u>Expected Cost</u>
None	None	None
<u>Other Information</u>	<u>Other Information</u>	<u>Other Information</u>
Scout must have a digital camera and a USB cable to download to a computer	Scouts must have a working knowledge of all of the basic Boy Scouts knots. - a. Successfully complete Tenderfoot requirements 4a and 4b and First Class requirements 7a, 7b, and 8a. (These are the rope-related requirements.) b. Tie the following: square knot, bowline, sheepshank, sheet bend, and roundturn with two half hitches.	None

Aloha Council Camp Alan Faye 2018 Leaders' Guide

Public Speaking	Rifle Shooting	Search and Rescue
		
<u>Location:</u>	<u>Location:</u>	<u>Location:</u>
Campfire Bowl	Rifle Range	Not Offered
<p>A lot happens during the course of every person's life and your ability to communicate your feelings and ideas is the best way to connect to the larger world. Even if you haven't stood at a podium on the stage and find the whole idea scary, sooner or later, someone is going to ask you to get up and say a few words. If you are prepared, it won't be scary. It can even be fun.</p>	<p>Unless a rifle is handled incorrectly or recklessly, it is not dangerous. A rifle, like any other precision instrument, is manufactured to perform a specific task and can do so at no risk to the user or others. By earning this badge, Scouts can develop their shooting skills while learning safe practices.</p>	<p>This merit badge introduces scouts to search and rescue. It is possible since scouts have knowledge of First Aid and Emergency Preparedness that they may be called on to help in searching and rescue operations</p>
<u>Pre-Requisite</u>	<u>Pre-Requisite</u>	<u>Pre-Requisite</u>
None	2nd year camper	None
<u>Recommended Materials</u>	<u>Recommended Materials</u>	<u>Recommended Materials</u>
Public Speaking MB Book	Rifle Shooting MB Book	Search and Rescue MB Book
Notebook/Journal/Pencil	Notebook/Journal/Pencil	Notebook/Journal/Pencil
<u>Expected Cost</u>	<u>Expected Cost</u>	<u>Expected Cost</u>
None	\$15	None
<u>Other Information</u>	<u>Other Information</u>	<u>Other Information</u>
None	<p>Scout must be able to manage their time because they will need to spend time on the range outside of the MB class to hone their rifle shooting skills for the MB</p>	None

Aloha Council Camp Alan Faye 2018 Leaders' Guide

Shotgun Shooting	Soils and Water Conservation	Wilderness Survival
		
<u>Location:</u> Shotgun Range	<u>Location:</u> Not Offered	<u>Location:</u> Assembly area picnic table
A shotgun is a precision instrument, designed to shoot a shot charge in a specific pattern to cover a designated area at a certain distance. Unlike a rifle, the bore of the shotgun is not rifled, so the shot emerging from the muzzle is not spinning.	Conservation isn't just the responsibility of soil and plant scientists, hydrologists, wildlife managers, landowners, and the forest or mine owner alone. It is the duty of every person to learn more about the natural resources on which our lives depend so that we can help make sure that these resources are used intelligently and cared for properly.	In their outdoor activities, Scouts learn to bring the clothing and gear they need, to make good plans, and do their best to manage any risks. But now and then, something unexpected happens. When things go wrong, the skills of wilderness survival can help make everything right again.
<u>Pre-Requisite</u> 2nd year camper	<u>Pre-Requisite</u> None	<u>Pre-Requisite</u> 2nd year camper
<u>Recommended Materials</u> Shotgun Shooting MB Book Notebook/Journal/Pencil	<u>Recommended Materials</u> Soil and Water Conservation MB Book Notebook/Journal/Pencil	<u>Recommended Materials</u> Wilderness Survival MB Book Notebook/Journal/Pencil
<u>Expected Cost</u> \$30	<u>Expected Cost</u> None	<u>Expected Cost</u> None
<u>Other Information</u> Scout must be able to manage their time because they will need to spend time on the range outside of the MB class to hone their shooting skills for the MB. Merit Badge Class will be limited to 4 per section	<u>Other Information</u> None	<u>Other Information</u> None

Woodcarving

<u>Location:</u>
Trading Post
<p>As with any art, wood carving involves learning the basics of design, along with material selection and tools and techniques, as well as wood-carving safety. The requirements of the Wood Carving merit badge introduce Scouts to an enjoyable hobby and that can become a lifetime activity.</p>
<u>Pre-Requisite</u>
None
<u>Recommended Materials</u>
Woodcarving MB Book
Notebook/Journal/Pencil
<u>Expected Cost</u>
\$10
<u>Other Information</u>
None

Merit Badge Tentative Schedule (Mo/Tu/We/Th)(Merit badge availability and Locations are subject to availability of Counselors

Schedule By merit badge					
Merit Badge List	9-10	10:15-11:15	12:30-1:30	1:45-2:45	3:00-4:00
First Year Campers	Open Front of TP				
Archery	Open - Archery Range	Open - Archery Range	Free Shoot - Archery Range	Free Shoot - Archery Range	Free Shoot - Archery Range
Art				Open - Trading Post	
Basketry		Open - Trading Post			
Citizenship in the World	Open - Camp Office Garage	Open - Camp Office Garage			
Communications		Open - Campfire Bowl		Open - Campfire Bowl	
Crime prevention		Open - Troop 105 Campsite	Open - Troop 105 Campsite		
Emergency preparedness			Open - Troop 105 Campsite	Open - Troop 105 Campsite	
Engineering			Open Troop 148 Campsite		
Environmental Science	Open - Troop 334 Campsite	Open - Troop 334 Campsite			
Fire Safety		Open - Troop 305 Campsite			
First Aid	Open Troop 148 Campsite	Open Troop 148 Campsite			

Aloha Council Camp Alan Faye 2018 Leaders' Guide

Fish and Wildlife management			Open - Camp Office Garage		
Fishing				Open - Camp Office parking Lot / Reservoir	Open - Camp Office parking Lot / Reservoir
Fly Fishing				Open - Camp Office parking Lot / Reservoir	Open - Camp Office parking Lot / Reservoir
Forestry		Open Troop 133 Campsite			
Law					Open - Troop 334 Campsite
Leatherwork			Open - Trading Post		
Movie making				Open - Camp Office Garage	
Photography			Open - Camp Office Garage		
Pioneering	Open - Assembly Area Picnic Table		Open - Assembly Area Picnic Table		
Plant Science			Open Troop 334 Campsite		
Public Speaking			Open Campfire Bowl		
Rifle Shooting	Open Rifle Range	Open Rifle Range	Free Shoot - Rifle Range	Free Shoot - Rifle Range	
Search and Rescue		Open - Troop 305 Campsite			
Shotgun Shooting		Open - Shotgun Range	Open - Shotgun Range	Open - Shotgun Range	Open - Shotgun Range
Soil and Water Conservation	Open Troop 133 Campsite				
Wilderness Survival				Open - Assembly Area Picnic Table	Open - Assembly Area Picnic Table
Wood Carving				Open - Trading Post	
=New merit badges for 2018					

Tentative Camp Schedule Subject to Change

Camp Alan Faye Schedule For The Week Summer Camp 2018							
Time	Sunday	Monday Welcome Campers	Tuesday OA Day	Wednesday	Thursday	Friday	Saturday
0700		Revele	Revele	Revele	Revele	Revele	Go Home !
0730		Breakfast	Breakfast	Breakfast	Breakfast	Breakfast	
0845		Morning Assembly Class A	Morning Assembly Class A	Morning Assembly Class A Trash Pickup	Morning Assembly Class A	Morning Assembly Class A	
0900-1000		Merit Badge Section 1 Trading Post open 0900	Merit Badge Section 1 Trading Post open 0900	Merit Badge Section 1 Trading Post open 0900	Merit Badge Section 1 Trading Post open 0900	Cowboy shooting	
10:15-11:15		Merit Badge Section 2	Merit Badge Section 2	Merit Badge Section 2	Merit Badge Section 2		
11:30		Trading Post Closes 11:30	Trading Post Closes 11:30	Trading Post Closes 11:30	Trading Post Closes 11:30	Trading Post Closes 11:30	
11:30-12:30		Lunch	Lunch	Lunch	Lunch	Lunch	
1230-1330		Merit Badge Section 3 Archery Free Shoot	Merit Badge Section 3 Archery Free Shoot	Merit Badge Section 3 Archery Free Shoot	Merit Badge Section 3 Archery Free Shoot		
1300		Trading Post Opens	Trading Post Opens	Trading Post Opens	Trading Post Opens	Trading Post Opens	
1300	Check In Begins					Rainbow Trail	
1345-1445		Merit Badge Section 4 Rifle Free Shoot Archery Free Shoot	Merit Badge Section 4 Rifle Free Shoot Archery Free Shoot	Merit Badge Section 4 Rifle Free Shoot Archery Free Shoot	Merit Badge Section 4 Rifle Free Shoot Archery Free Shoot		
1400	Merit Badge Sign Up trading Post		SPL Meeting Camp Office	SPL Meeting Camp Office			
1500-1600		Merit badge Sec 5 - Free Time	Merit badge Sec 5 - Free Time	Merit badge Sec 5 - Free Time	Merit badge Sec 5 - Free Time		
1600-1630		Cowboy Shooting	Cowboy Shooting	Cowboy Shooting	Cowboy Shooting		
1630		TRADING Post Closes 1630	TRADING Post Closes 1630	TRADING Post Closes 1630	TRADING Post Closes 1630	TRADING Post Closes 1630	
1700-1800		Kaukau Time	Kaukau Time	Kaukau Time	Kaukau Time	Kaukau Time	
1800-1900		Free Time	Free Time	Free Time	Wilderness Survival Camp outpost		
1900		Flag Retreat Troop of the day lowers and folds flag	Flag Retreat Troop of the day lowers and folds flag	Flag Retreat Troop of the day lowers and folds flag	Flag Retreat Troop of the day lowers and folds flag	Flag Retreat Troop of the day lowers and folds flag	
1915			Movie Time & Ice Cream Presented by the OA				
1930		Staff Campfire		Communications MB Camp Fire		Family Camp Fire	
2030		Trading Post Opens After Campfire SM SPL R/T Camp Office		Trading Post Opens After Campfire		Trading Post Opens After Campfire	
2100		Staff Meeting Camp Office	Staff Meeting Camp Office	Staff Meeting Camp Office	Staff Meeting Camp Office	Staff Meeting Camp Office	
2200	Lights Out	Lights Out	Lights Out	Lights Out	Lights Out	Lights Out	

EMERGENCY PROCEDURES

Emergencies at camp are extremely rare events, but caution & common sense still require us to prepare for their occurrence. Below you will find instructions relating to emergencies in general as well as several specific scenarios. These instructions should help you to understand the role you may need to play in the unlikely event that you would need to respond. In addition to these basic instructions, Camp Alan Faye has fully developed response protocols for situations including: flood, earthquake, hazardous spills, mass sickness, serious injury, and fatality. The camp staff receives training on these response protocols, and they will be available for inspection at the Camp Office should you be interested.

GENERAL INSTRUCTIONS FOR ANY EMERGENCY

(Including encounters with wildlife, hazardous materials, & communicable diseases)

In the event of any emergency, the Health Lodge & Camp Office should be immediately notified. The Camp Director (or, in the event of his absence, the Program Director or Ranger) will take charge and execute the appropriate emergency response procedures. If the emergency is a medical emergency, provide first aid if able to do so safely. Call 911 and notify the Health Officer immediately. Remember when making your call that many cell phones do not work. You will have to use the nearest land line phone in the Camp Office. Then try to assemble a list of witnesses who will be able to explain what happened. In the event of media involvement, understand that the Scout Executive or his designee will officially represent Camp Alan Faye. We would ask everyone to refrain from making any statements concerning the situation until all facts are known to avoid the risk of spreading false information.

CAMP-WIDE EMERGENCY

Should a warning signal using an air horn should sound during your stay, recognize it as the signal for a camp-wide emergency. Upon hearing the siren, your entire unit should move to the flag assembly area. Staff members will meet you there and ensure that we can account for every camper. We will test the warning signal air horn during your first day in camp, so be prepared to participate in our drill.

LOST OR MISSING PERSON

Employing the buddy system (requiring each camper to accompany a partner or buddy at all times) and sticking to the camp schedule will help to reduce the risk of a lost or missing person. When a camper is believed to be lost, the unit leadership should immediately ask the other campers (both youth and adult) where the lost camper was last seen. The unit leader should also ask if anyone knows where the lost camper might have gone. A physical search of the campsite, including all tents and the latrine, should commence as soon as possible. The unit leader should immediately share all available information concerning the lost camper with the Camp Director, who will proceed to organize the camp staff's search.

EXTREME WEATHER CONDITIONS

Tropical Storms and Thunderstorms may pose the occasional hazard due to hail, lightning, and strong winds. Audible thunder, campers will be alerted at the discretion of the Camp Director. Should weather radar, NOAA Radio reports or visible conditions indicate greater danger, our siren will sound to alert you to follow the instructions for a "camp-wide emergency." If the storm should occur at night, however, the unit leadership may take the initiative to relocate their units to the closest shelter the trading post or if necessary evacuation to the shelters in the meadow by Koke`e Lodge. We encourage every adult to take the free, online Weather Hazards training offered by the BSA.

WILDFIRE

Report the fire to the Camp Office immediately. You may attempt to extinguish small fires in your campsite with fire buckets, a water hose, or shovel. If a tent catches fire, clear the area. The Camp Director will summon the local fire department if necessary. The camp roads and parking lots will be closed to campers so that the fire department can enter the camp unhindered by vehicles or pedestrians. In the event of a forest fire, the camp siren will sound to alert you to follow the instructions for a “camp-wide emergency.”

Unit Roster

Make four or more copies – provide two (2) copies to Camp Director

Troop – Team - Crew # _____

Campsite: _____

Recommendation: Keep Scouts in natural patrols where possible. Patrols of 6-8 boys are ideal.
Combine smaller patrols into provisional camp patrols.

Adult Leaders	Address	Phone#	Date(s) in Camp

Patrol: _____

Scout Name	Address	Phone#	Rank	Age
1.				
2.				
3.				
4.				
5.				
6.				
7.				
8.				

Unit Roster (continued):

Troop – Team – Crew # _____

Patrol: _____

Scout Name	Address	Phone#	Rank	Age
1.				
2.				
3.				
4.				
5.				
6.				
7.				
8.				

Patrol: _____

Scout Name	Address	Phone#	Rank	Age
1.				
2.				
3.				
4.				
5.				
6.				
7.				
8.				

(Make additional copies if unit has more than 3 Patrols)

CAMP SCOUT COWBOY ACTION SHOOTING PROGRAM PARTICIPATION AND HOLD HARMLESS AGREEMENT

Camp Alan Faye (Aloha Council) will be conducting a Scout cowboy action shooting program. In this program, Scouts will shoot a rifle, pistol, and shotgun under the supervision of an NRA Range Safety Officer and NRA certified instructors. Scouts will be required to wear eye protection and hearing protection at all times while on the range. Scouts are expected to abide by all safety rules and the instructions of the Range Safety Officer(s) and rifle, pistol, and shotgun instructor(s).

I, the undersigned, give my child, _____, permission to participate in this program. I understand that participation in the activity involves a certain degree of risk. I have carefully considered the risk involved and have given consent for my child to participate in the activity. I understand that participation in the activity is entirely voluntary and requires participants to abide by the rules and standards of conduct. I release the Boy Scouts of America, the local council, the activity coordinators, and all employees, volunteers, related parties, or other organizations associated with the activity from any and all claims or liability arising out of this participation.

For safety, my child and I agree that he/she will do the following or he/she will be removed from the program. I understand that any additional cost associated with participation in this program will not be refunded if my child is removed for not following the rules below.

1. Complete a range safety briefing.
2. Wear all safety gear at all times while on the range.
3. Follow all the safety rules provided in the briefing.
4. Follow the instructions of the Range Safety Officer(s) and rifle, pistol, and shotgun instructor(s).
5. Do not handle the firearms until instructed to do so by the instructor(s).
6. Is 14 years of age, or 13 and has completed the eighth grade, as of the start of the class and will be in full compliance with all local, state, and federal guidelines, including age restrictions and original equipment manufacturer standards.

Participant signature _____ Date: _____
Parent/guardian signature _____ Date: _____
Parent/guardian printed name _____ Date: _____
Home phone _____ Cell phone _____
Email address _____

Aloha Council Camp Alan Faye 2018 Leaders' Guide

Boy Scouts of America

Troop _____

Camp Duty Roster

Patrol _____

Dates: _____

Jobs	HeadCook/Server	Asst Cook	Fire Builder	Water	Kitchen Cleanup	Asst Kitchen Cleanup	Campsite Clean up 1	Campsite Clean up 2
Day Sunday								
Breakfast								
Camp Cleanup								
Lunch								
Dinner								
Day Monday								
Breakfast								
Camp Cleanup								
Lunch								
Dinner								
Day Tuesday								
Breakfast								
Camp Cleanup								
Lunch								
Dinner								
Day Wednesday								
Breakfast								
Camp Cleanup								
Lunch								
Dinner								
Day Thursday								
Breakfast								
Camp Cleanup								
Lunch								
Dinner								
Day Friday								
Breakfast								
Camp Cleanup								
Lunch								
Dinner								

Aloha Council Camp Alan Faye 2018 Leaders' Guide



REQUEST FOR PHYSICAL ARRANGEMENTS ASSISTANCE

◆◆◆ INCLUDES SPECIAL DIETARY REQUESTS ◆◆◆

(attach Doctor's note stating reason if Medical)

Date: _____

MUST BE SUBMITTED 4 WEEKS BEFORE THE CAMP SESSION BEGINS

Please Print or Type

Unit Type: _____ Unit Number _____ District _____
(Troop, Crew, etc)

If Summer Camp, Session, Camp, and Campsite: _____

Event Name: _____

Unit Leader Making Request: Phone #: (_____)

Request Made For (Name of Youth): _____ Age _____

Reason (Medical, Religious, Personal, etc) _____

Type of Physical Arrangement, Assistance Requested or Special Dietary Request:
(attach Doctor's note stating reason if Medical)

Date Filed with Camping Services: _____ Copy to Reservation on: _____

Camp Director on _____ Other: _____

Aloha Council		Boy Scouts of America
Camp Alan Faye		
<u>Camp Alan Faye Emergency Phone Numbers</u>		
Emergency Calls: Police/Fire/Ambulance	9-1-1	
Non-Emergency Calls	241-1711	
Kauai Veterans Memorial Hospital	338-9431	
Wilcox Memorial Hospital	245-1100	
American Medical Response (Ambulance)	245-4675W	
Tito Vilanueva, Kauai Operations Manager	632-2185C	
Dr. Paul Esaki (Consulting Physician)	822-4333W	
	245-1100w	
	651-6622C	
	822-0030h	
American Red Cross	245-4919	
Civil Defense Agency	241-1800	
	241-1711 After Hours	
Hawaiian Telcom	6-1-1	
KIUC (Electricity) - 24 Hour Line	246-8200	
Hawaii Gas (Formerly The Gas Company)	245-3301	
Poison Control Center	1-800-222-1222	
Waimea Fire Station	338-1931	
Waimea Police Sub-Station	338-1831	
Pacific Missile Range Facility	335-4111	
Mr. Jeffrey Sulzbach, Aloha Council Scout Executive	808-595-0859w	
	808-285-5613c	
DLNR: Division of Forestry and Wildlife	274-3433	
Kokee Maintenance Shop	335-8405	
	335-8406	
Parks Division	274-3444	
John Sizelove Camp Director	822-7854h	
	639-6487c	

Aloha Council Camp Alan Faye 2018 Leaders' Guide

Aloha Council		Boy Scouts of America				
		Camp Alan Faye				
		2018 Summer Camp				
Troop # _____ Campsite _____		MON	TUES	WED	THU	FRI
		Date	Date	Date	Date	Date
Campsite Inspection		6/25/2018	6/26/2018	6/27/2018	6/28/2018	6/29/2018
		Possible Points				
Arrangement of Camp, use of equipment, evidence of patrol method, best use of campsite terrain	10					
Neatness of tents, sleeping bags, personal gear packed. Cleanliness of Scouts, clothes lined up, bedding aired each day	10					
Overall cleanliness of site, proper disposal of trash and water, grease pits and garbage pits covered, storage of equipment, fire buckets filled, fires out	10					
Cooking menu posted, cooking skills used	10					
Duty roster posted each on a job	10					
Dishes, utensils properly washed, sterilized & stored	20					
General cleanliness in food handling, serving and dining, Food storage box/ area in clean orderly condition	10					
Scout Spirit: Judged on general behavior in following Scout oath and Law, Uniforms both Field and activity worn by all, willingness to follow troop/patrol leaders	10					
Cooperation, quietness after Taps(10:00PM), example set for all	10					
Total Possible Points	100					
Keep Posted on your bulletin board						

CAMPER RELEASE AUTHORIZATION

To Be Completed Prior to Camp if a Camper Plans to Leave Early

My son may be released from Camp Alan Faye only with the following person. I understand anyone picking up my son must be an adult(s) over 18 years of age and can leave camp only after securing the signature of an adult leader in camp from his unit. I understand and will inform persons reporting to Camp Alan Faye to pick up my son that they will be required to provide positive photo identification at the Camp Office upon their arrival.

Printed Name of Scout: _____

Unit #: _____ Council: _____ District: _____

Adult Transporting Camper Information:

Full Name (print please): _____

Phone Number: _____

Address: _____

Driver's License Number: _____ State: _____

Relationship to the Child: _____

Date of Release: _____ Time of Departure: _____

Reason for Departure: _____

Estimated Time of Return: _____

I, being a parent or legal guardian of the camper, do hereby authorize the Aloha Council, BSA to release my child to the person(s) listed above.

Printed Name of Parent or Legal Guardian Signature of Parent or Legal Guardian

Date Signed: _____

----- ***To BE COMPLETED AT TIME OF RELEASE*** -----

Printed Name of Unit Leader Present Signature of Unit Leader Present

Date and Time of Actual Release: _____

Name of Staff Member Verifying Release: _____

Camp Alan Faye	
Scoutmaster / Leaders merit badge	
Application	
	
Name	
Troop No	
Option One	
Complete at least 7 of the Option 1 requirements or 1 of the Option Two requirements. You may repeat requirements for credit	
Scout leaders are on your honor to fulfill the requirements. Upon Completion turn into Camp Director or Program Director. Scout Leaders merit Badges will be presented at the Friday camp fire.	
	1 Volunteer for at least 2 hours at the trading post.
	2 Drive a vehicle for field trip
	3 Help 1st year scouts with basic scoutcraft training
	4 Assist in a program area for one day
	5 Help clean showers or latrines
	6 Complete camp project approved by Camp Director
	7 Get initials from at least 3 other SMs and the Camp SPL during the week
	8 Make a handicraft
	9 Participate in Free shoot at shooting sports
	10 Participate in Cowboy Action Shooting
	11 Lead a song or do a run on during campfire
	12 Wear Your OA Sash and help serve during OA Ice cream social
	13 Introduce yourself to the Camp Director and Program Director
	14 Buy a Camp T Shirt
	15 Pick Up a bag of trash
Option TWO	
Complete one of these requirements	
	1 Instruct a merit badge the entire week
	2 Serve as Camp Chaplain for evening vespers
	3 Serve as Camp medic for entire week
	4 Participate in a 4 hour camp service project approved by Camp Director